
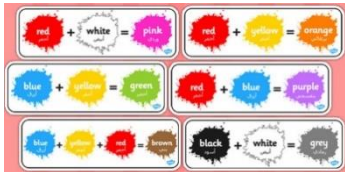









Expressive Arts and Design/Art and Design (painting)			Computing Understanding technology, Digital Literacy & Online safety				
Knowledge <i>I know...</i>	Skills <i>I can...</i>	Links back to <i>I remember...</i>	Knowledge <i>I know...</i>	Skills <i>I can...</i>	Links back to <i>I remember...</i>		
<ul style="list-style-type: none"> <li>• Van Gogh was an artist</li> <li>• He painted his portrait,</li> <li>• He used water colours and oil paints</li> <li>• Colours can be changed by mixing them together</li> <li>• Different tools can be used to paint</li> </ul>	<ul style="list-style-type: none"> <li>• Clean my brush before changing colours (and dry on paper towel)</li> <li>• Mix colours (using a silver tray)</li> <li>• Explore what happens when I mix colours (poster paint)</li> <li>• Paint with feathers, cards, fingers and a paint brush</li> <li>• Paint a portrait of myself</li> <li>• Compare my portrait to Van Gogh's</li> </ul>	<ul style="list-style-type: none"> <li>• n/a</li> </ul>	<ul style="list-style-type: none"> <li>• The internet helps us to find out new things</li> <li>• We use Kiddle on the internet</li> <li>• We use the internet with a grown up</li> <li>• I pads can help us with our learning</li> <li>• I need to take a good quality photo or video</li> </ul>	<ul style="list-style-type: none"> <li>• Name different technology</li> <li>• Name different parts on an ipad</li> <li>• Follow the rules we have in school/at home for using the internet/iPads</li> <li>• Use Kiddle to search on the internet safely (with the help of on adult)</li> <li>• Get help from an adult if something on the internet worries me</li> <li>• Use the iPad to take a photo</li> <li>• Edit my photo</li> <li>• Use the iPad to take a video</li> <li>• Recognise ways in which the internet can be used to communicate</li> <li>• Recognise, online or offline, that anyone can say 'no' – 'please stop' 'I'll tell' 'I'll ask' to somebody who makes them feel sad, uncomfortable, embarrassed, or upset</li> </ul>	<ul style="list-style-type: none"> <li>• n/a</li> </ul>		
<b>Vocabulary:</b> <b>Landscape:</b> a painting showing a view of natural scenery, like the countryside <b>Mix:</b> Putting 2 or more colours together to make a new colour <b>Oil paint:</b> a thick paint made of oil <b>Portrait:</b> a painting of a person <b>Tools:</b> Equipment we can use to make art <b>Watercolour:</b> a type of paint which is used with water to give a light colour		<b>Images:</b>  		<b>Vocabulary:</b> <b>App:</b> A computer programme on a phone, tablet or watch <b>Digital art:</b> Art that is made using technology <b>Internet:</b> a global computer network that gives information and communication <b>Kiddle:</b> An online search engine for children <b>Online:</b> your computer is connected to the internet  [N.B. Children to be exposed to vocabulary but no expectation to use as per skills progression]		<b>Images:</b>   	



Understanding the world/Geography (local community)			Understanding the World/Science (plants)		
Knowledge <i>I know...</i>	Skills <i>I can...</i>	Links back to <i>I remember...</i>	Knowledge <i>I know...</i>	Skills <i>I can...</i>	Links back to <i>I remember...</i>
<ul style="list-style-type: none"> <li>I go to Hartford Infant and Preschool</li> <li>Hartford Infant and Preschool is in Huntingdon</li> <li>There is a river in Huntingdon</li> <li>There are shops and houses in Huntingdon</li> </ul>	<ul style="list-style-type: none"> <li>Talk about Hartford Infant and Preschool</li> <li>Investigate what is around me</li> <li>Answer (simple) questions (begin)</li> <li>Follow directions</li> <li>Talk about a simple map of Hartford Infant and Preschool – Google Earth</li> </ul>	<ul style="list-style-type: none"> <li>n/a</li> </ul>	<ul style="list-style-type: none"> <li>Plants are living things</li> <li>Flowers, trees and vegetables are all plants</li> <li>Plants need soil, water and light to grow</li> <li>That plants grow on our school grounds</li> <li>Cress is a plant that you can eat</li> <li>Seasons change</li> </ul>	<ul style="list-style-type: none"> <li>Explore my school grounds and talk about the plants I see (flowers and trees)</li> <li>Describe what I see, hear and feel outside</li> <li>Talk about seasons</li> <li>Say what is the same and what is different between the plants</li> <li>Sort the plants I can see into flowers and trees</li> <li>Make observations (cress diary)</li> <li>Explain what has happened and why</li> <li>Talk about change</li> </ul>	<ul style="list-style-type: none"> <li>n/a</li> </ul>
<b>Vocabulary:</b>		<b>Images:</b>	<b>Vocabulary:</b>		<b>Images:</b>
<p><b>Directions:</b> the way someone or something moves or faces</p> <p><b>Environment:</b> Where a person, plant or animal lives</p> <p><b>Feature:</b> important things you might see in our environment</p> <p><b>Map:</b> a diagram to show where places are located and the features of places</p> <p><b>River:</b> a large natural stream of water flowing in a sea, lake or another river</p>		 	<p><b>Flower:</b> Part of a plant</p> <p><b>Observe:</b> look carefully and notice</p> <p><b>Plant:</b> a living thing which includes flowers, trees and vegetables</p> <p><b>Season:</b> one of 4 parts of the year, spring, summer, autumn and winter</p> <p><b>Soil:</b> the top layer of the earth's surface where plants grow</p> <p><b>Tree:</b> a plant that has a stem or trunk with branches</p>		